

ROTORUA MODEL AIRCRAFT CLUB (INC)

March 2022 NEWSLETTER

Secretary Andy Watson

Email: top.place@xtra.co.nz
Ph 07 357 5656



AOTEAROA
GAMING
TRUST



Rotorua Trust
MŌ TĀTAU KATOĀ



Welcome to the March 2022 newsletter

The AGM was held on March 9th. The following committee was elected

President	Dave Little
Secretary	Andy Watson
Treasurer	Colin Teasdale
Club Captain	Ray Philpot
Newsletter editor	John Ryan
Committee	Tom Edwards & Ashley Perera

Subs: No change was made to the subs, and they remain the same.

Sub for the 2022- 2023 year are	RMAC	MFNZ	TOTAL
Family	\$120	\$100	\$220
Senior	\$115	\$95	\$210
Junior	\$45	\$30	\$75
Associate	\$115		\$115
(Member of another club with current MFNZ membership)			
Social non flying	\$50	-	\$50

Payment can be made to ANZ account # 116102_ 0913131_ 11 Include your name in the details

Subs are now due. Due to our insurance requirements we require payment by 31 March if you want to continue flying.

Covid Restrictions

Please be aware the Club has adopted a policy of No Entry to the field if you cannot show proof of vaccination or valid proof of exemption.

CLUB ACTIVITIES

Covid restrictions resulted in several events round the country being cancelled in recent months.

However, flying has been as busy as ever over the summer with heaps of activity at the strip, several new models have appeared. Our Cambridge correspondent has been out with his camera as usual and has done an excellent job once again recording some of the activity and our new president tells a story about taking his eyes off his flying machine.

There have been a couple of adventures into the jungle recently to retrieve misbehaving models. Luckily the drone fraternity have come to the rescue and the models have been retrieved quickly. As usual there has been plenty of drone activity with the numbers growing.

Two members entered times in February's NDC 1/2Texaco event.

This month's event is Vintage Duration and again we should be able to get sometimes recorded.



Seen at the field recently Andy Watson's Cub a superb model that sounded just great with an ASP 4 stroke up front.

A WORD FROM OUR NEW PRES

From Model to Jigsaw and Back, by Dave Little.

A couple of weeks back at our Mead Road airstrip, I inadvertently converted my “ex Russell Gulliver” .46 Super Tigre “ Honey Bun” into a 100 piece jigsaw.

The story goes like this, I was taxiing for take off and John Ryan asked, “Do you mind if I come up and join you?” to which I replied, “Good as gold!” Next thing we were chasing each other around the sky in a semi dogfight fashion, having lots of fun and not all that high either. Then I took my eye off my model to see which way John was going to turn, and hullo, when I got back to my plane, I was heading to the ground upside down, like I'd been shot down, with too much sky above me to have any room to recover. There's a couple of lessons in there, or maybe three!

Here are some repair progress shots, it will fly again I think.



Some missing pieces still had to be “search and rescued” from the crash site, as a couple of missing items of wreckage had sprung some distance after impact. The search was successful.



One piece at a time had to be glued and set before adding the next piece, it looks a bit like open heart surgery with clamps pushing and pulling in all directions.



Expecting the fuselage to be perfectly aligned was of course a long shot once the glue had set. The steam heating treatment had to be done before the fuselage was totally joined up to give some flexibility required to align the fuselage in both rolling and yawing directions.



The tricky part was getting the tailplane section properly levelled, but it did work out successfully. Once the clamped up fore and aft sections had cooled off overnight the clamps were removed and everything remained lined up. So not too far to go now, a bit of sanding painting and buffing and repairing the starboard wing-tip, not a five minute job though, but fun in seeing it come together.

Footnote, on a different subject, following the outcome of the AGM, I am looking forward to the challenge of the position of Club President and working with not just the Committee members but also the wider financial members. We only have about a third of our membership that regularly come out and attend, you don't have to fly to enjoy the outing, come out for a picnic and observe what's going on, and I'm sure this would inspire the flying bug again. We are happy to help out getting pilots revitalised, even if it means a bit of dual instruction which we are well set up for.

Also I would like to see more young members being encouraged to give the hobby a try, there are so many attributes in this hobby that translate into developing skills and character building!

Tom's Ten Minutes of Terror









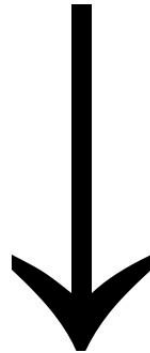
















A spot of glue here and there and she'll be fine!

And it was! In the air the following week

Brian has been regularly flying at Hamilton and making a few visits to Rotorua. He has recently acquired a new Glastar which he reports goes very well.



Another action shot at Hamilton Gordon Meads Cessna 337 about to touch down.

Another new model to take to the air last month was Ray's big Pitts. After all the usual checks and engine run up some taxi tests were carried out. In perfect conditions the throttle was opened and away it went straight down the runway and into the air. After a couple of minor trim changes Ray reported the model a delight to fly and after several circuits came in for a perfect landing.



A Happy Ray after the first flight of the Pitts




Some of the internal wiring and radio

Another Arduino Project

The latest Arduino project has been a single channel encoder. Thanks to the Mode Zero group the software sketch is free to download. An old 36Mhz r/f module was at hand, so a pc board was knocked up with a buffer and it all worked first time. Several flights have now been made with a Mills 75 powered Simplex without missing a beat. The 75 has now been replaced with a Mills 1.3 and a much better rate of climb has been established.

INSIDE THE BLACK BOX





THE COMPLETED TX

The button gives standard single channel emulation and the centre off switch at the top emulates two channel reed operation on rudder.


FOR SALE



TYRO MAJOR

A great beginners model.

This is a brand new model test flown only and set up ready for a beginner. Comes complete with OS 25FX engine and 4 Futaba 148 servos all in top condition. Requires 4ch transmitter, receiver and battery pack.



Phone John on 0204 1185597 for a test fly or further details.

FOR SALE From the Alan Smith Estate

- Futaba FF7 Tx
- Futaba SkySport Tx
- Tower Hobbies 6 Ch Tx (40Mhz) and 2 Futaba receivers 7ch and 5ch

Both these receivers have been flown recently using the Tx which appears to be a Futaba 6EXA copy.



- Covering iron
- Servos (some new)
- Odds and ends

Contact me on 020 4118 5597 for details

COMING EVENTS

March

19 - 20 Awatoto (TBC) Vintage

April

9 - 10 Thames Black feet Vintage

21 Scale at Matamata

May

21 - 22 Tuakau MAC Vintage